

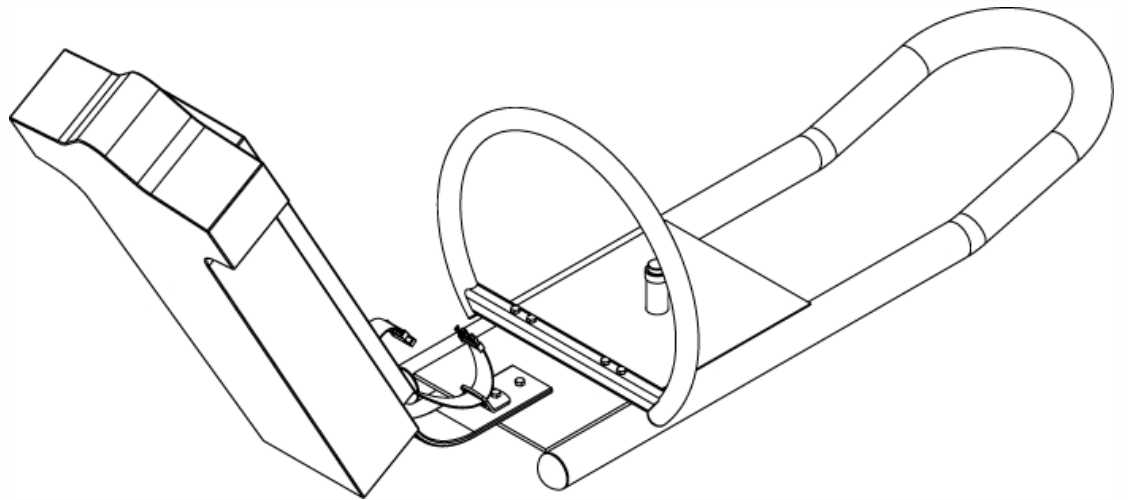


**ROGGEERS**  
*For the Perfection of Football Fundamentals™*

## PRODUCT INFORMATION PACKET

**PRODUCT NAME: POP – UP TACKLE MAKER**

**PRODUCT PART NUMBER: 410454 - 410456**



**KEEP INFORMATION PACKET FOR FUTURE REFERENCE**

# TABLE OF CONTENTS

---

▪ Introduction.....	1
▪ General Safety Rules.....	2
▪ Symbols.....	3
▪ Technical Specifications.....	4
▪ Assembly Instructions.....	5
▪ Maintenance.....	6
▪ Customer Service Information.....	6

## INTRODUCTION

---

The Rogers Athletic Pop-Up Tackle Maker has been designed and manufactured with safety, performance and dependability as top priorities, making it easy to operate and maintain.

The care you give your Pop-Up Tackle Maker will greatly determine your satisfaction with its performance and service life. Careful study of this manual is encouraged to obtain a thorough understanding of your new Pop-Up Tackle Maker and its functions.

If your manual is lost or destroyed, Rogers Athletic will gladly provide you with a new copy. Should you require additional information or assistance, please feel free to contact us at 800-457-5337.

BECAUSE ROGERS ATHLETICS MAINTAINS AN ONGOING PROGRAM OF PRODUCT DEVELOPMENT AND IMPROVEMENT, WE RESERVE THE RIGHT TO MAKE IMPROVEMENTS IN DESIGN OR CHANGES IN SPECIFICATIONS WITHOUT INCURRING ANY OBLIGATIONS TO INSTALL THEM ON UNITS PREVIOUSLY SOLD.

# GENERAL SAFETY RULES

---



## **WARNING!**

### **READ AND UNDERSTAND ALL INSTRUCTIONS.**


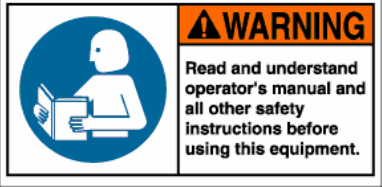
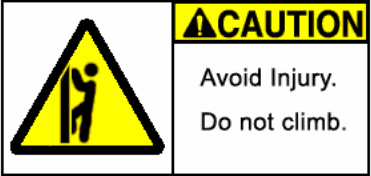

Failure to follow all instructions listed below may result in serious personal injury.

---

## **SAVE THESE INSTRUCTIONS**

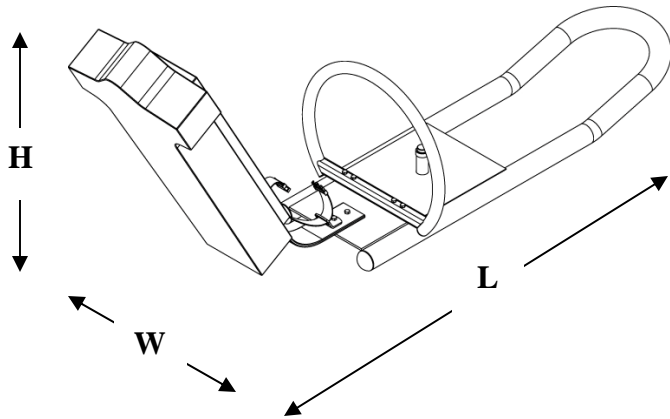
- **Read the Product Information Packet.** Failure to read the information packet is considered a misuse of this equipment.
- **Inspect equipment prior to use. DO NOT use if it appears damaged or inoperable.**
- **Obtain a medical exam prior to beginning any new physical activity.** Use equipment only if properly fit to engage in physical activity.
- **Stop physical activity if you feel faint, dizzy, or experience pain at any time and consult your physician.**
- **Use field equipment in a supervised environment.**
- **Do not stand, climb or ride on the field equipment.**
- **Become familiar with all caution and warning decals affixed to the field equipment before use.**
- **Never cover or deface caution/warning labels.**
- **Save these instructions.** Refer to them frequently and use them to instruct others who may use the field equipment.
- **Stay clear of all pinch points.**
- **Always wear a helmet when training with the Pop-Up Tackle Maker**

# SYMBOLS

	<p><b>Safety Alert:</b> Precautions that involve your safety</p>
	<p><b>Read The Operator's Manual:</b> To reduce risk of injury, user must read and understand operator's manual before using this product</p>
	<p><b>Do not stand, climb, or ride on the field equipment:</b> Improper use of the field equipment may result in personal injury.</p>
	<p><b>Pinch Point Warning Label:</b> Failure to keep hands away from pinch points will result in personal injury</p>

# ROGERS ATHLETIC POP-UP TACKLE MAKER SPECIFICATIONS

## POP – UP TACKLE MAKER (PART # 410454-410456)



Weight:	Varsity = 190 lbs (86 kg) JV = 130 lbs (59 kg) Youth = 110 lbs (50 kg)
Height:	Varsity = 60" (152cm) JV = 47" (119cm) Youth = 47" (119cm)
Length:	Varsity = 122" (310cm) JV = 100" (254cm) Youth = 92" (234cm)
Width:	Varsity = 31.5" (80 cm) JV = 28" (71cm) Youth = 24.5" (62cm)

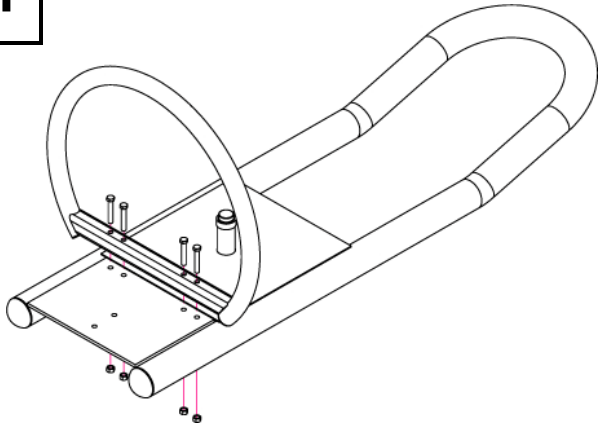
- Once tackled to the ground, sled returns to the upright position in seconds.
- Weight stack bar on Varsity and JV models accepts up to 100 pounds of weight plates for increased tackle resistance.
- Spring action of the pad adds realism.

### Pop-Up Tackle Maker Construction, Finish, and Hardware

- Constructed of ASTM specified steel.
- Pads covered with durable weather-resistant vinyl.
- Hardware Zinc plated to resist corrosion
- Durable Powdercoat finish for years of performance

# ASSEMBLY INSTRUCTIONS

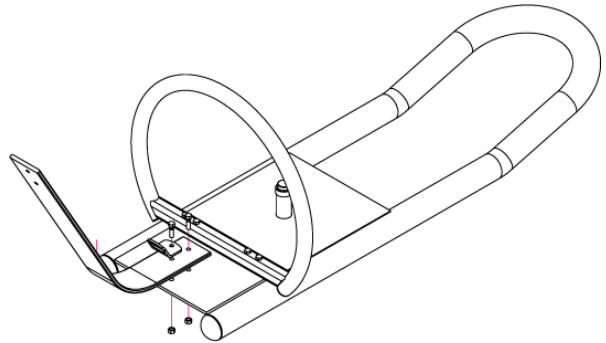
1



**Note: 2 people required for assembly.**

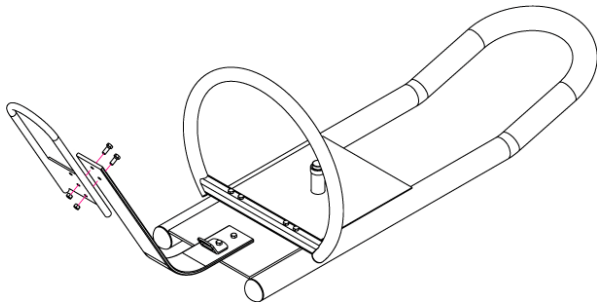
Affix the Tackle Sled Hoop to the Tackle Sled Runner using (4)  $\frac{1}{2}$ " x 3" bolts and (4)  $\frac{1}{2}$ " nuts. This step is easiest with another person to help lift the sled on its side as you place the bolts.

2



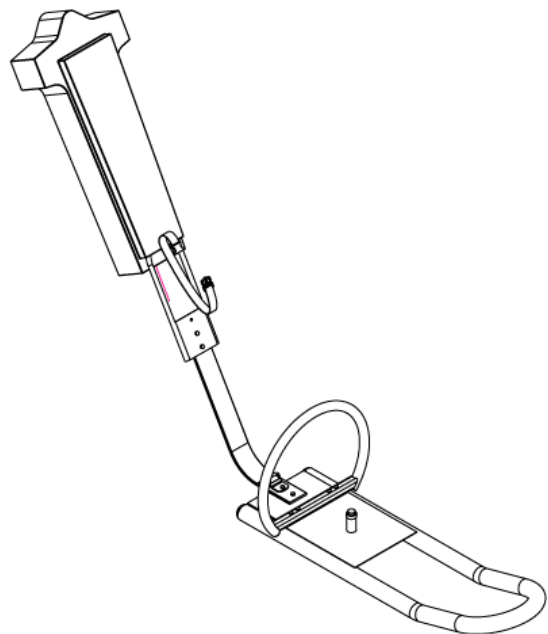
Use (2)  $\frac{1}{2}$ " x  $1 \frac{3}{4}$ " bolts and (2)  $\frac{1}{2}$ " nuts to connect the Tackle Sled Leaf Spring and the Tackle Sled Pad Strap Bracket to the front of the sled assembly.

3



Attach the Tackle Sled Pad Frame to the leaf spring with (2)  $\frac{1}{2}$ " x  $1 \frac{1}{2}$ " bolts and (2)  $\frac{1}{2}$ " nuts.

4



Slip Pad over Tackle Sled Pad Frame, thread pad strap through the Pad Strap Bracket, and connect the buckles. Pull strap tight.

# MAINTENANCE

---



## **WARNING!**

### **READ AND UNDERSTAND ALL MAINTENANCE PROCEDURES.**

Failure to follow all procedures listed below may cause serious injury and a decrease in the equipments functional existence.

---

- **Frequently check to see that all bolts are securely fastened.**
- **Touch up paint may be used to cover scratches or blemishes sustained through use.**
- **Field equipment should be washed periodically with soapy water to maintain original surface finish.**
- **A silicone based lubricant may be used on moving parts to maintain proper function.**
- **Replace any damaged equipment with genuine Rogers Athletic parts.** Failure to do so may result in unsafe equipment and/or personal injury.

# CUSTOMER SERVICE

---

For parts or service contact Rogers Athletic Company. When ordering parts be sure to provide all relevant information available including the name and part number of the equipment purchased. This information is located on the cover of this product information package. Customer service hours are Monday through Friday from 8:00 a.m. to 5:00 p.m. Eastern Standard Time. Customers can phone (989) 386-2950 or toll free at 1-800-457-5337. Fax toll free at (888) 549-9659 or mail:

Rogers Athletic Company  
3760 W. Ludington Drive  
Farwell, Michigan 48622

Rogers Athletic Company  
3760 N. Ludington Drive  
Farwell, MI 48622  
[www.rogersathletic.com](http://www.rogersathletic.com)  
(989) 386-2950  
(800) 457-5337  
Fax toll free (888) 549-9659

PIP410289