



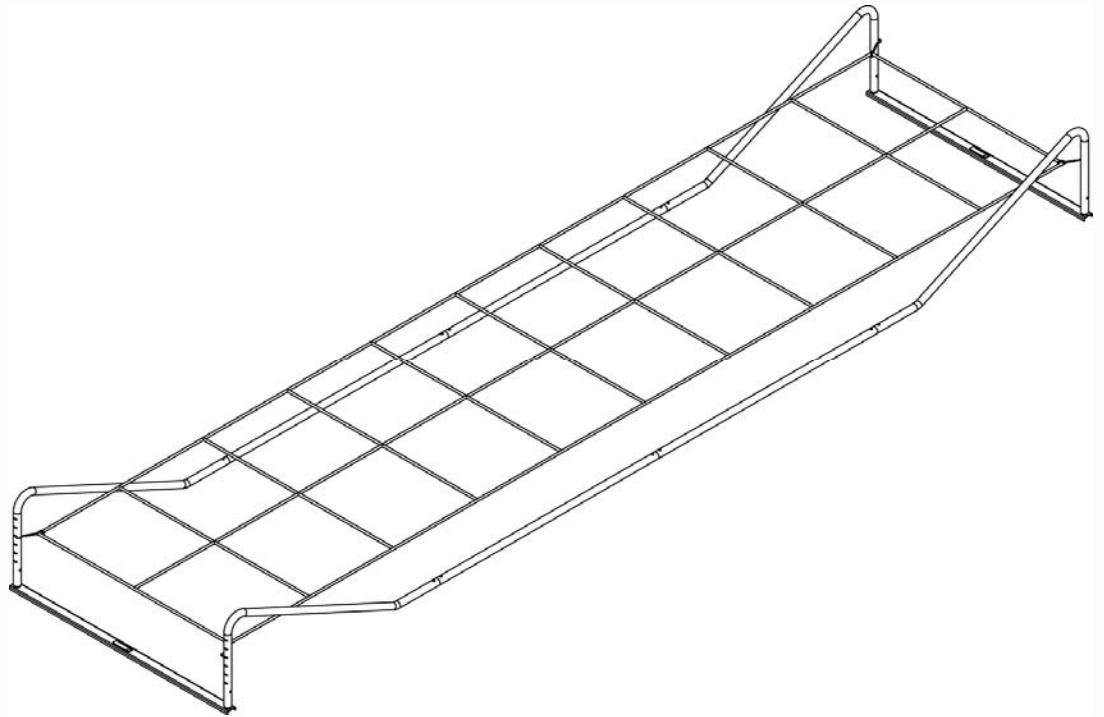
ROGGEERS

For the Perfection of Football Fundamentals™

PRODUCT INFORMATION PACKET

PRODUCT NAME: RUNNING ROPES

PRODUCT PART NUMBER: 410450



KEEP INFORMATION PACKET FOR FUTURE REFERENCE

TABLE OF CONTENTS

- Introduction.....1
- General Safety Rules.....2
- Symbols.....3
- Technical Specifications.....4
- Assembly Instructions.....5
- Maintenance.....7
- Customer Service Information.....7

INTRODUCTION

The Rogers Athletic Running Ropes have been designed and manufactured with safety, performance and dependability as top priorities, making it easy to operate and maintain.

The care you give your Running Rope will greatly determine your satisfaction with its performance and service life. Careful study of this manual is encouraged to obtain a thorough understanding of your new Running Rope and its functions and maintenance.

If your manual becomes lost or destroyed, Rogers Athletic will gladly provide you with a new copy. Should you require additional information or assistance, please feel free to contact us at 1-800-457-5337.

BECAUSE ROGERS ATHLETIC MAINTAINS AN ONGOING PROGRAM OF
PRODUCT DEVELOPMENT AND IMPROVEMENT, WE RESERVE THE RIGHT
TO MAKE IMPROVEMENTS IN DESIGN OR CHANGES IN SPECIFICATIONS
WITHOUT INCURRING ANY OBLIGATIONS TO INSTALL THEM ON UNITS
PREVIOUSLY SOLD.

GENERAL SAFETY RULES



WARNING!











READ AND UNDERSTAND ALL INSTRUCTIONS.

Failure to follow all instructions listed below may result in serious personal injury.

SAVE THESE INSTRUCTIONS

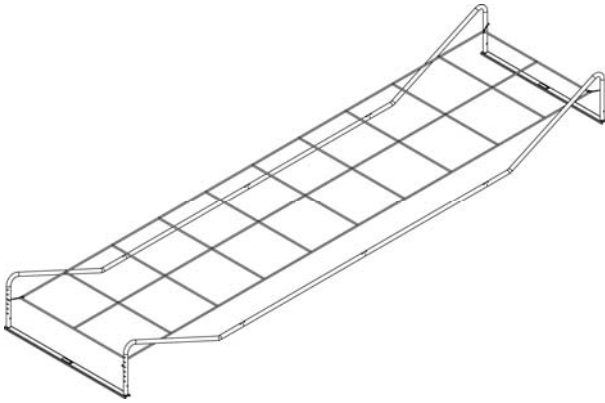
- **Read the Product Information Packet.** Failure to read the information packet is considered a misuse of this equipment.
- **Inspect equipment prior to use. DO NOT use if it appears damaged or inoperable.**
- **Obtain a medical exam prior to beginning any new physical activity.** Use equipment only if properly fit to engage in physical activity.
- **Stop physical activity if you feel faint, dizzy, or experience pain at any time and consult your physician.**
- **Use field equipment in a supervised environment.**
- **Keep body and clothing free from and clear of all moving parts**
- **Stay clear of all pinch points.**
- **Become familiar with all caution and warning decals affixed to the field equipment before use.**
- **Never cover or deface caution/warning labels.**
- **Save these instructions.** Refer to them frequently and use them to instruct others who may use the Running Ropes. If you loan someone your Running Ropes, loan them these instructions also.

SYMBOLS

	<p>Safety Alert: Precautions that involve your safety.</p>		
<table border="1"><tr><td data-bbox="196 495 386 688"></td><td data-bbox="386 495 612 688"><p>WARNING</p><p>Pinch Point. Keep hands and fingers clear.</p></td></tr></table>		<p>WARNING</p> <p>Pinch Point. Keep hands and fingers clear.</p>	<p>Pinch Point Symbol: Failure to keep hands away from pinch points may result in personal injury.</p>
	<p>WARNING</p> <p>Pinch Point. Keep hands and fingers clear.</p>		
<table border="1"><tr><td data-bbox="196 758 386 951"></td><td data-bbox="386 758 612 951"><p>WARNING</p><p>Read and understand operator's manual and all other safety instructions before using this equipment.</p></td></tr></table>		<p>WARNING</p> <p>Read and understand operator's manual and all other safety instructions before using this equipment.</p>	<p>Read the Operator's Manual: To reduce risk of injury, user must read and understand operator's manual before using this product.</p>
	<p>WARNING</p> <p>Read and understand operator's manual and all other safety instructions before using this equipment.</p>		
<table border="1"><tr><td data-bbox="196 1020 386 1213"></td><td data-bbox="386 1020 612 1213"><p>WARNING</p><p>Avoid Injury. Do not climb.</p></td></tr></table>		<p>WARNING</p> <p>Avoid Injury. Do not climb.</p>	<p>Do Not Climb Warning Label: To reduce risk of injury, do not climb on field equipment.</p>
	<p>WARNING</p> <p>Avoid Injury. Do not climb.</p>		

ROGERS ATHLETIC RUNNING ROPES SPECIFICATIONS

RUNNING ROPES (PART# 410450)



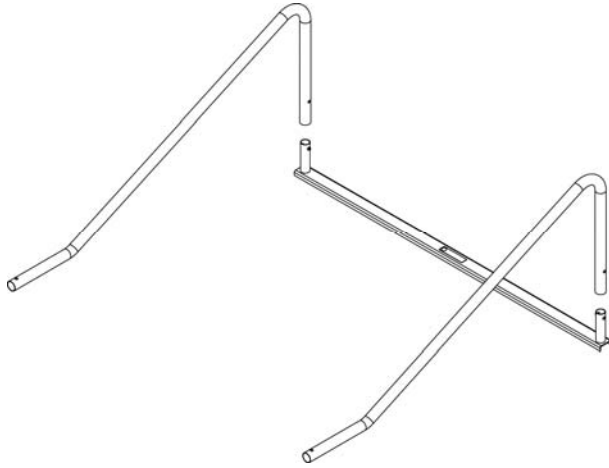
Weight:	69 lbs (31 kg)
Height:	24" (61cm)
Length:	234" (594cm)
Width:	59" (150cm)

- Webbing adjusts in height from 7"-17".
- Curved corner uprights reduce risk of injury.
- No tools necessary for assembly.
- Flat channel end braces and lack of cross braces in running area reduce trip hazards.

Running Ropes Construction, Finish, and Hardware

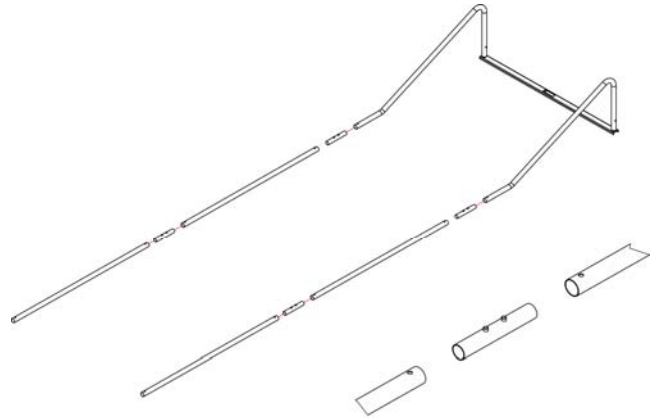
- Constructed of ASTM specified steel.
- Baked-on powder coat finish.
- Zinc-plated hardware.

1



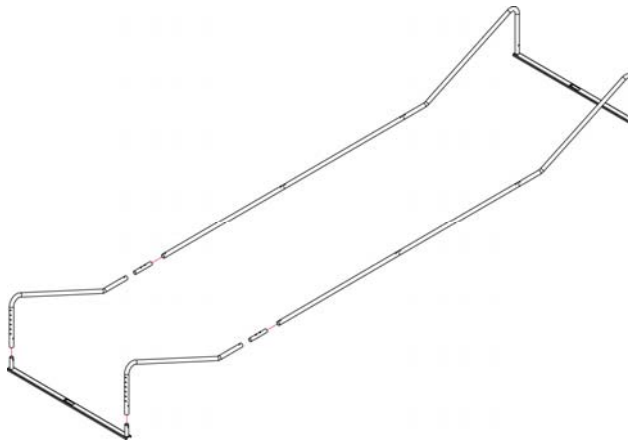
Attach two Running Rope leg tubes to one of the End Frame Sub-Assemblies. An audible click should be heard when the tubes engage.

2



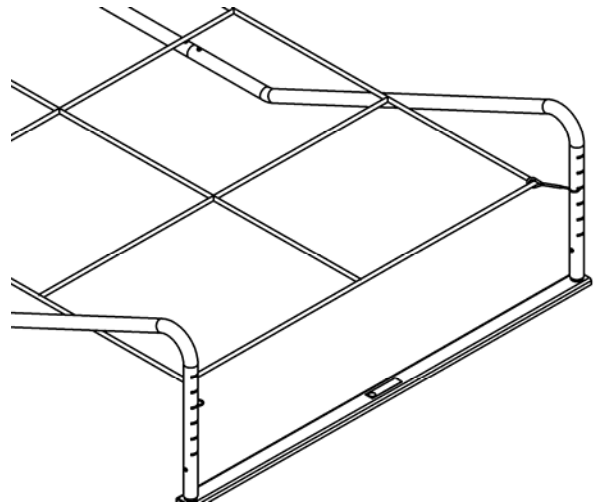
Use (4) Insert Tubes to connect Center Tubes to leg tubes as shown. Again you should hear an audible click when tube inserted to correct position.

3



Attach the remaining leg tubes and end frame sub-assembly using the same methods as in steps 1 & 2.

4



Attach the ropes with the hook on the bungee cord by inserting the hook into the slot on the uprights that is the desired height. Attach one corner at a time. Attaching the corners in different slot heights will increase difficulty.

MAINTENANCE



WARNING!

READ AND UNDERSTAND ALL MAINTENANCE PROCEDURES.

Failure to follow all procedures listed below may cause serious injury and/or a decrease in equipment functionality.

- **Frequently check to see that all connections are securely fastened.**
- **Touch up paint may be used to cover scratches or blemishes sustained through use.**
- **Field equipment should be washed periodically with soapy water to maintain original surface finish.**
- **Replace any damaged equipment with genuine Rogers Athletic parts.** Failure to do so may result in unsafe equipment and/or personal injury.

CUSTOMER SERVICE

For parts or service contact Rogers Athletic Company. When ordering parts be sure to provide all relevant information available including the name and part number of the equipment purchased. This information is located on the cover of this product information package. Customer service hours are Monday through Friday from 8:00 a.m. to 5:00 p.m. Eastern Standard Time. Customers can phone (989) 386-2950 or toll free at 1-800-457-5337. Fax toll free at (888) 549-9659 or mail to:

Rogers Athletic Company
3760 W. Ludington Drive
Farwell, MI 48622

Rogers Athletic Company
3760 N. Ludington Drive
Farwell, MI 48622
www.rogersathletic.com
(989) 386-2950
(800) 457-5337
Fax toll free (888) 549-9659